

## NGSS Website Changes: Where to Find the Standards

### Brief Overview

The website, [www.nextgenscience.org](http://www.nextgenscience.org), was recently updated based on multiple rounds of feedback from teachers, administrators, district and state leaders, and other NGSS advocates. Some webpages have been redesigned to provide clearer navigation for site users to search the standards and locate available resources.

### Where to Find the Standards?

Outlined in the screenshots below (**See Pages 2-5**) are four of the most effective options for site users to search, read, and dive deeper into the standards.

### How to Read the Standards?

The architecture of each standard, or student performance expectation, has been carefully thought out to support implementation.

If you or your colleagues are unfamiliar with how to navigate the range of information associated with each standard, the document and video below help describe how three unique characteristics are embodied in the format of the standards, beginning with the “system architecture.”

As states, districts, and educators begin implementing the NGSS, they can **use both this guidance document and video as an introduction to understand how the standards are organized.**

- [How to Read the Next Generation Science Standards](#) (A **must-read PDF** offering guidance)
- [How to Read the Next Generation Science Standards](#) (A **must-watch video** explaining how the NGSS are structured and describing the different components of the organizational tables that the standards are arranged in)

Additionally, many policy terms, acronyms, and abbreviations are used throughout the NGSS and supporting materials. [This document](#) provides clear descriptions of those terms.

### NGSS Appendices

The appendices to the standards were developed along with the standards and provide critical support for understanding the NGSS and effectively implementing the standards in the classroom. [Learn more about and read the NGSS Appendices A-M.](#)

## NGSS Website Changes: Where to Find the Standards

### OPTION 1 – The Homepage

Visit URL: [www.nextgenscience.org](http://www.nextgenscience.org)

Featured prominently on the website's homepage is a centralized portal that enables users to search all the standards in multiple ways, including:

1. by **Keywords**
2. by **Science or Engineering Practices (practice)**
3. by **Grade Level/Grade Band**
4. by **Crosscutting Concept**
5. by **Disciplinary Core Ideas**

READ THE LATEST ON NGSS NOW NEWSLETTER HERE. GLOSSARY | CONTACT | NEWS | FAQ | SEARCH

**NEXT GENERATION SCIENCE STANDARDS** For States, By States

SUBSCRIBE FOR THE LATEST NGSS NEWS >

THE STANDARDS ▾ INSTRUCTION AND ASSESSMENT ▾ PLANNING AND COMMUNICATION ▾

Improving Science Education Through Three-Dimensional Learning

**QUICK SEARCH NEXT GENERATION SCIENCE STANDARDS**

KEYWORD SEARCH: Input Search Term(s) **1**

BY PRACTICE: - Any - **2**

BY GRADE: - Any - **3**

Reset

ADVANCED SEARCH

BY CROSSCUTTING CONCEPT: - Any - **4**

BY DISCIPLINARY CORE IDEA: - Any - **5**

SEARCH

THE THREE DIMENSIONS OF SCIENCE LEARNING

Within the Next Generation Science Standards (NGSS), there are three distinct and equally important dimensions to learning science. These dimensions are combined to form each standard—or performance expectation—and each dimension works with the other two to help students build a cohesive understanding of science over time.

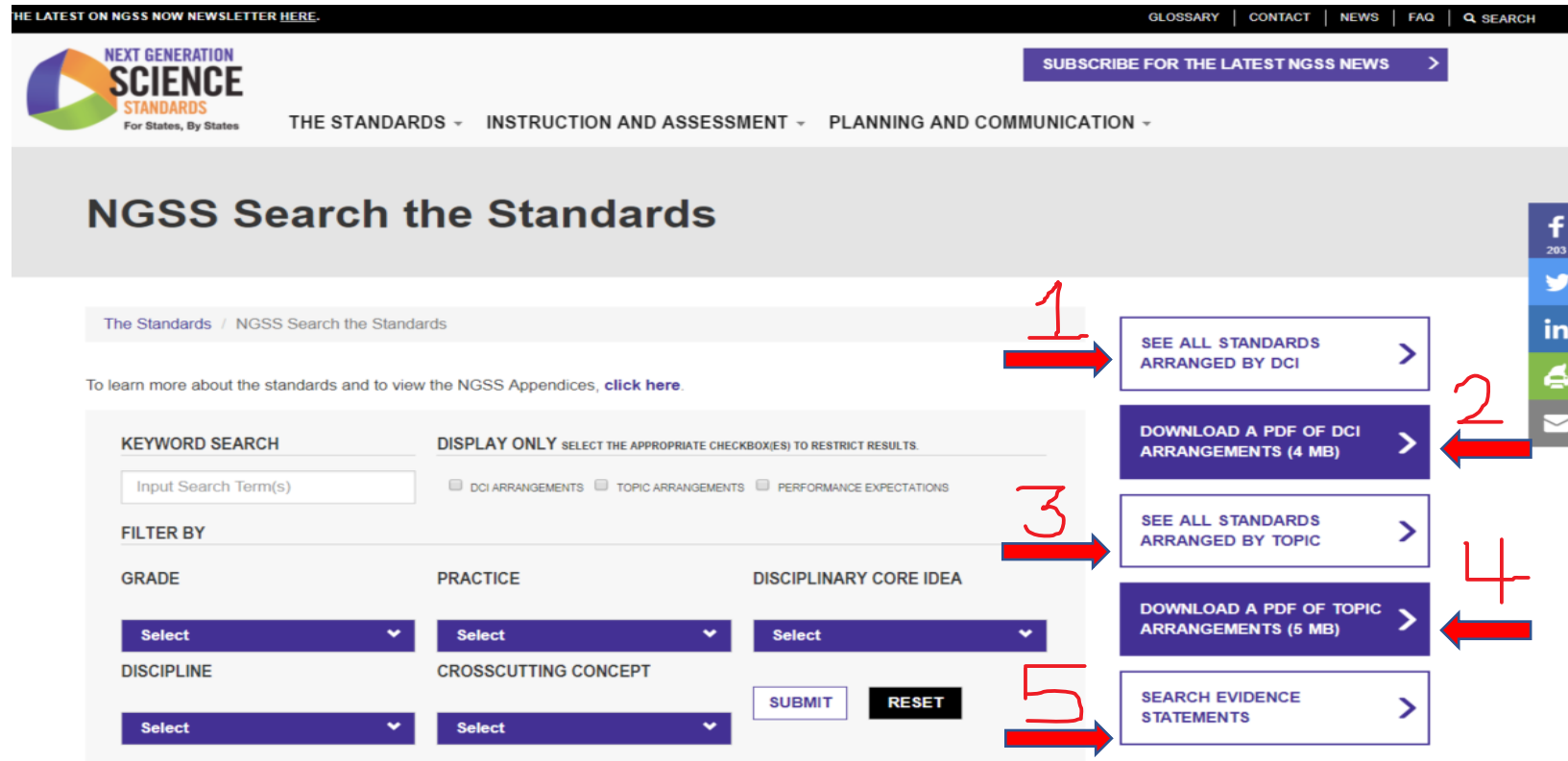
## NGSS Website Changes: Where to Find the Standards

### OPTION 2 – Read the Standards

Visit URL: <https://www.nextgenscience.org/search-standards>

Option 2 offers the same search pathways as Option 1 (as outlined above). A key difference is that users have additional opportunities to:

1. View all the standards [as arranged by the Disciplinary Core Ideas \(DCIs\)](#).
2. [Download a PDF](#) of all the standards *as arranged by the Disciplinary Core Ideas (DCIs)*.
3. View all the standards [as arranged by topic](#).
4. [Download a PDF](#) of all the standards *as arranged by topic*.
5. View all the [NGSS Evidence Statements](#), which offer a detailed look at the NGSS performance expectations.



THE LATEST ON NGSS NOW NEWSLETTER [HERE](#). | GLOSSARY | CONTACT | NEWS | FAQ | SEARCH

NEXT GENERATION SCIENCE STANDARDS For States, By States | THE STANDARDS ▾ | INSTRUCTION AND ASSESSMENT ▾ | PLANNING AND COMMUNICATION ▾

**NGSS Search the Standards**

The Standards / NGSS Search the Standards

To learn more about the standards and to view the NGSS Appendices, [click here](#).

**KEYWORD SEARCH**

**DISPLAY ONLY** SELECT THE APPROPRIATE CHECKBOX(ES) TO RESTRICT RESULTS.

DCI ARRANGEMENTS  TOPIC ARRANGEMENTS  PERFORMANCE EXPECTATIONS

**FILTER BY**

**GRADE**  **PRACTICE**  **DISCIPLINARY CORE IDEA**

**DISCIPLINE**  **CROSSCUTTING CONCEPT**

1. SEE ALL STANDARDS ARRANGED BY DCI >

2. DOWNLOAD A PDF OF DCI ARRANGEMENTS (4 MB) >

3. SEE ALL STANDARDS ARRANGED BY TOPIC >

4. DOWNLOAD A PDF OF TOPIC ARRANGEMENTS (5 MB) >

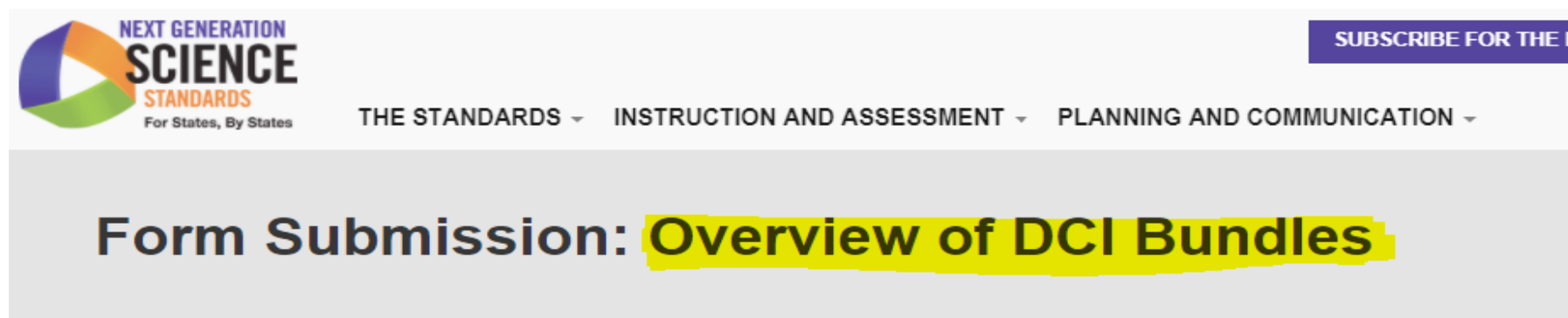
5. SEARCH EVIDENCE STATEMENTS >

## NGSS Website Changes: Where to Find the Standards

### OPTION 3 – Standards Arranged by DCI

Visit URL: <https://www.nextgenscience.org/overview-dci>

Option 3 enables users to [Download a PDF](#) of all standards, or performance expectations (Pes), grouped by Disciplinary Core Ideas (DCI) or **click on a grade band for individual DCI bundles of standards**. DCIs are the fundamental ideas that are necessary for understanding a given science discipline. The core ideas all have broad importance within or across science or engineering disciplines, provide a key tool for understanding or investigating complex ideas and solving problems, relate to societal or personal concerns, and can be taught over multiple grade levels at progressive levels of depth and complexity.



The screenshot shows the top navigation bar of the Next Generation Science Standards website. On the left is the logo with the text "NEXT GENERATION SCIENCE STANDARDS For States, By States". To the right of the logo are three menu items: "THE STANDARDS", "INSTRUCTION AND ASSESSMENT", and "PLANNING AND COMMUNICATION", each followed by a downward arrow. In the top right corner, there is a purple button that says "SUBSCRIBE FOR THE L". Below the navigation bar is a large grey banner with the text "Form Submission: Overview of DCI Bundles" in bold black font, where "Overview of DCI Bundles" is highlighted in yellow.

To learn more about the standards and to view the NGSS Appendices, [click here](#).

[Download a PDF](#) of all standards grouped by Discipline Core Ideas (DCI) or click on a grade band below for individual DCI bundles of standards. DCIs are the fundamental ideas that are necessary for understanding a given science discipline. The core ideas all have broad importance within or across science or engineering disciplines, provide a key tool for understanding or investigating complex ideas and solving problems, relate to societal or personal concerns, and can be taught over multiple grade levels at progressive levels of depth and complexity. You may also view [topic arrangements of standards](#) or [search for individual performance expectations](#). To the right under Related Resources are Storylines together with PDFs of related standards. Storylines are statements that describe the context and rationale for the Performance Expectations (PEs) in each grade band and section.

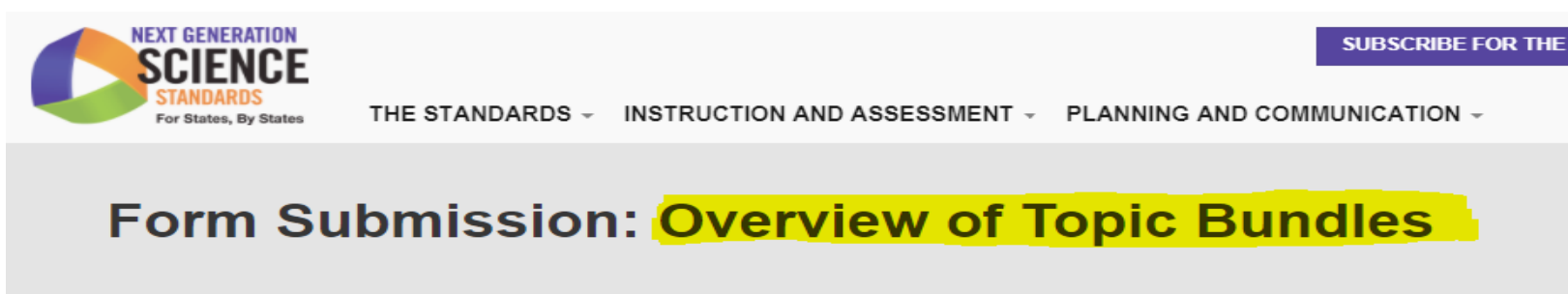
-  ELEMENTARY 
-  MIDDLE SCHOOL 
-  HIGH SCHOOL 

## NGSS Website Changes: Where to Find the Standards

### OPTION 4 – Standards Arranged by Topics

Visit URL: <https://www.nextgenscience.org/overview-topics>

Option 4 also enables users to [Download a PDF](#) of all performance expectations (PEs) grouped by topic and/or **click on a grade band for individual topics bundles of the standards**. The topics arrangements of the Next Generation Science Standards (NGSS) include the same PEs as in the DCI arrangements, but the PEs are bundled differently. At the beginning of the NGSS writing process, the writers arranged the Disciplinary Core Ideas (DCIs) into topics around which to develop the standards to eliminate potential redundancy, seek an appropriate grain size, and seek natural connections among the DCIs. However, **the codes (names) of individual PEs are based on the DCI arrangement of the standards**. Some states prefer to use the topical arrangements of the standards, whereas other states prefer to use the DCI arrangements of the standards.



The screenshot shows the top navigation bar of the Next Generation Science Standards website. On the left is the logo. In the center are three menu items: 'THE STANDARDS', 'INSTRUCTION AND ASSESSMENT', and 'PLANNING AND COMMUNICATION', each with a downward arrow. On the right is a purple button that says 'SUBSCRIBE FOR THE L...'. Below the navigation bar is a large grey banner with the text 'Form Submission: Overview of Topic Bundles', where 'Overview of Topic Bundles' is highlighted in yellow.

To learn more about the standards and to view the NGSS Appendices, [click here](#).

[Download a PDF](#) of all performance expectations grouped by topic. You may also view [DCI arrangements of standards](#) or [search for individual performance expectations](#). To the right under Related Resources are Storylines and PDFs of related standards. Storylines are statements that describe the context and rationale for the Performance Expectations (PEs) in each grade band and section.

The topics arrangements of the Next Generation Science Standards (NGSS) include the same PEs as in the DCI arrangements, but the PEs are bundled differently. At the beginning of the NGSS writing process, the writers arranged the Disciplinary Core Ideas (DCIs) into topics around which to develop the standards in order to eliminate potential redundancy, seek an appropriate grain size, and seek natural connections among the DCIs. However, **the codes (names) of individual PEs are based on the DCI arrangement of the standards**. Some states prefer to use the topical arrangements of the standards, whereas other states prefer to use the DCI arrangements of the standards.

-  ELEMENTARY 
-  MIDDLE SCHOOL 
-  HIGH SCHOOL 